



**EAH SERIES  
AUTO INSERTING TYPE**



**■ FEATURES**

- z Same size with IC, can be assembled by any automatic IC inserter.
- z Molded 0.3" integrated circuit packing outline allowing automatic insertion.
- z Smaller size makes better heat convection during PC board wave soldering.
- z Top tape sealed to withstand wave soldering, board washing.
- z All plastics are UL 94V-0 grade fire retardant.
- z Twin contacts designed to ensure stable contact.
- z Gold plated contact to ensure low contact resistance and Tin plated terminals to prevent contamination during soldering.

**■ APPLICATIONS**

- z Numerical setting for computer terminal equipment
- z Price setting for vending machines
- z Programming for game machines
- z Programming for industrial equipment and measuring instruments

**■ SPECIFICATIONS**

**1.ELECTRICAL**

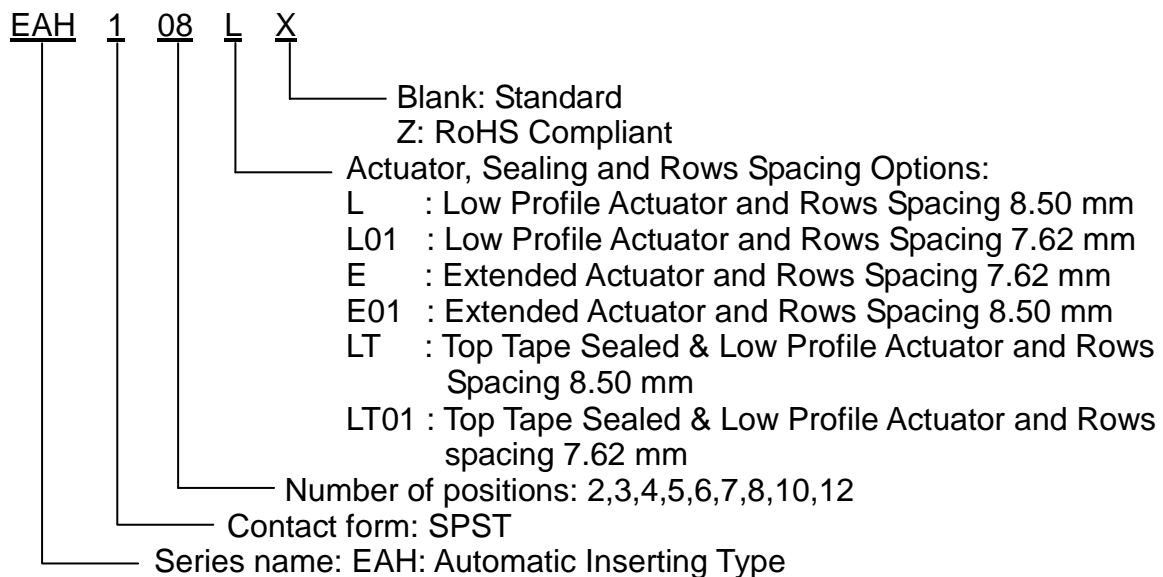
z Contact rating	
switching	25mA, 24VDC
non-switching	100mA
z Contact resistance	
initial	50mΩ Max.
after life test	100mΩ Max.
z Insulation resistance	1000MΩ Min. at 100VDC
z Dielectric strength	500VDC Min. for 60 seconds
z Capacitance between adjacent switches 5pF Max.	



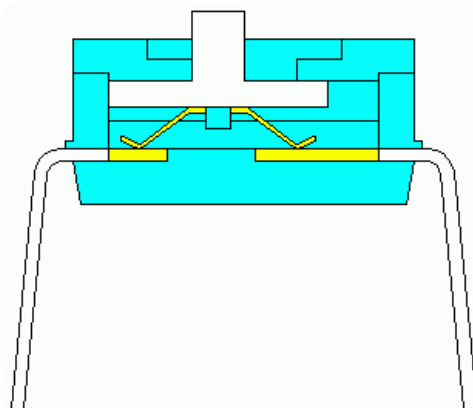
## 2.MECHANICAL and ENVIRONMENTAL

z Temperature rating	
operating	-25°C to +70°C
storage	-40°C to +85°C
z Operation force	800g Max.
z Mechanical life	2000 operations
z Humidity	95% RH, 40°C for 96 Hrs.
z Vibration	Per MIL-STD-202F, method 204D.
z Solderability	after flux 230±5°C for 5±0.5 seconds, 95% coverage
z Resistance to soldering heat	260±5°C for 5±1 seconds.

### ■ PART NUMBERING SYSTEM



### ■ CONSTRUCTION



## ■ OPTIONS

1. Special marking and case color available upon request
2. Two kinds of pitch available
3. Extended Actuator
4. Tape Sealed

Actuator	Pitch(mm)	
	Standard	Option
L	8.50	7.62
E	7.62	8.50



## ■ DIMENSIONS AND CIRCUITRY

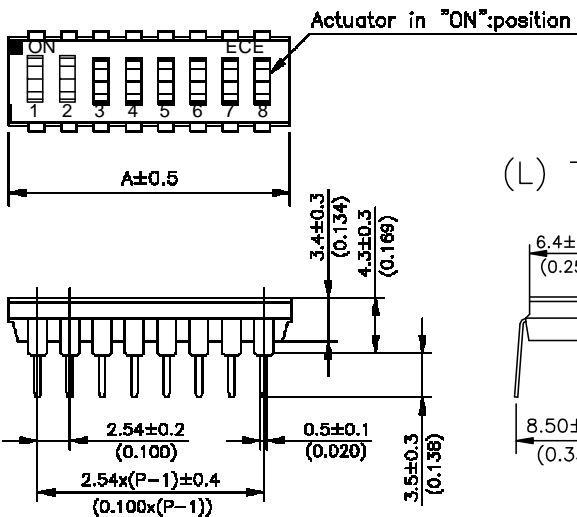
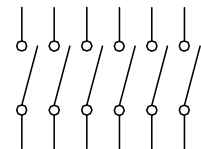
### EAH SERIES

Dimension A

Unit: mm(inch)

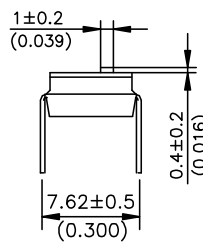
Positions	2	3	4	5	6	7	8	10	12
Λ	6.88 (0.271)	9.42 (0.371)	11.96 (0.471)	14.50 (0.571)	17.04 (0.671)	19.58 (0.771)	22.12 (0.871)	27.20 (1.071)	32.28 (1.271)

CIRCUIT DIAGRAM



(L) TYPE

(E) TYPE



P.C.B. PATTERN

